

# VERY EASY TO MAKE FACE COVERS

( FOR COLD & COUGH USE ONLY, THESE ARE NOT VIRUS PROOF )

you will need >>>



for more ideas and inspiration reach out to us:


<https://www.e-coexist.com/>

step 1




cut 3 pieces of cotton fabric of medium thickness  
8,5" x 9"

step 2




cut 2 pieces of fabric ( to make the ribbon )  
30" x 2"

step 3




stitch the 3 layers together with 3 stitches across length  
as shown > also fold the hem of the fabric inwards on  
top and bottom and stitch neatly

step 4



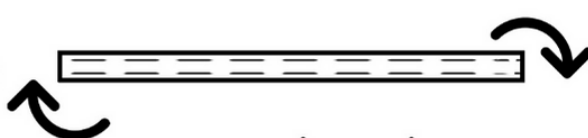
stitch also the short sides > trim the short sides to  
remove loose threads before stitching the ribbon

step 5



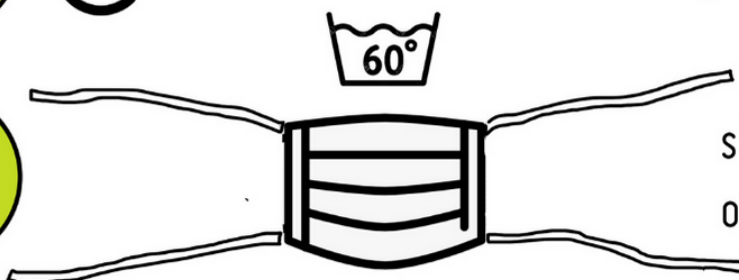
fold the fabric twice and give again a stitch on  
the short sides

step 6



fold the ribbon double on both  
long sides and stitch it neatly

step 7



stitch the ribbons as shown  
on picture

**EcoEXIST**  
enterprises

**STAY SAFE > STAY AT HOME!**

Wash the face cover before every use.

QUESTIONS? WHATSAPP US: 9850084383 / 9049143522